

2022 TEXAS COUNTY ASSESSOR'S OFFICE REPORT TO THE EXCISE BOARD

07/25/2022

City/Village									
DISTRICT	DESCRIPTION	PERSONAL PROPERTY	REAL PROPERTY	PUBLIC SERVICE	TOTAL VALUATION	HOMESTEAD EXEMPTIONS	OTHER EXEMPTIONS	NET VALUATION	NET VALUATION
T010	GUYMON	24,132,680	68,560,084	4,929,578	97,622,342	1,503,500	124,537	95,994,305	
T020	BAKER/TURPIN	72,725	214,224	0	286,949	9,000	0	277,949	
T030	HARDESTY	99,023	554,353	58,562	711,938	25,000	16,994	669,944	
T060	OPTIMA	1,878,611	1,107,860	70,814	3,057,285	39,000	7,344	3,010,941	
T080	GOODWELL	493,948	2,802,365	465,826	3,762,139	106,000	0	3,656,139	
T085	HOOVER	2,730,658	7,701,327	386,666	10,818,651	322,000	15,219	10,481,432	
T090	TEXHOMA	585,387	3,711,868	461,658	4,758,913	161,100	0	4,597,813	
T095	TYRONE	841,703	2,014,445	296,510	3,152,658	93,000	8,941	3,050,717	
CITY/VILLAGE TOTAL VALUATION		30,834,795	86,666,526	6,669,614	124,170,875	2,258,600	173,035	121,739,240	

County									
DISTRICT	DESCRIPTION	PERSONAL PROPERTY	REAL PROPERTY	PUBLIC SERVICE	TOTAL VALUATION	HOMESTEAD EXEMPTIONS	OTHER EXEMPTIONS	NET VALUATION	NET VALUATION
C001	Texas County	134,201,539	151,621,511	37,807,167	323,630,217	3,009,355	196,071	320,424,791	
COUNTY TOTAL VALUATION		134,201,539	151,621,511	37,807,167	323,630,217	3,009,355	196,071	320,424,791	

School									
DISTRICT	DESCRIPTION	PERSONAL PROPERTY	REAL PROPERTY	PUBLIC SERVICE	TOTAL VALUATION	HOMESTEAD EXEMPTIONS	OTHER EXEMPTIONS	NET VALUATION	NET VALUATION
S001	SD 1 YARBROUGH	8,113,780	8,052,339	1,067,379	17,233,498	67,670	7,780	17,158,048	
S008	SD 8 & 8C GUYMON	48,477,730	89,371,201	19,348,188	157,197,119	1,748,000	124,537	155,324,582	
S009	SD 9 & 9C OPTIMA	6,008,917	2,694,048	772,512	9,475,477	56,000	7,344	9,412,133	
S011	SD 11- SD 2 BOISE CITY	4,592	124,139	0	128,731	0	0	128,731	
S015	SD 15 & 15C HARDESTY	3,443,335	4,979,877	5,967,096	14,390,308	70,000	16,994	14,303,314	
S023	SD 23 & 23C HOOKER	18,622,087	17,147,314	3,970,590	39,739,991	457,329	30,475	39,252,187	
S053	SD 53 & 53C TYRONE	6,136,688	4,427,230	868,785	11,432,703	156,923	8,941	11,266,839	
S060	SD 60 & 60C GOODWELL	23,241,877	6,950,446	1,866,662	32,058,985	152,333	0	31,906,652	
S061	SD 61 & 61C TEXHOMA	8,444,589	10,078,612	1,385,995	19,909,196	215,100	0	19,694,096	
S080	SD 80 STRAIGHT	8,435,111	4,452,643	1,504,117	14,391,871	41,000	0	14,350,871	
S128	SD 128 TURPIN	3,272,833	3,343,662	1,055,843	7,672,338	45,000	0	7,627,338	


2022 TEXAS COUNTY ASSESSOR'S OFFICE REPORT TO THE EXCISE BOARD

07/25/2022

SCHOOL TOTAL VALUATION	134,201,539	151,621,511	37,807,167	323,630,217	3,009,355	196,071	320,424,791
------------------------	-------------	-------------	------------	-------------	-----------	---------	-------------

TIF-District

DISTRICT	DESCRIPTION	PERSONAL PROPERTY	REAL PROPERTY	PUBLIC SERVICE	TOTAL VALUATION	HOMESTEAD EXEMPTIONS	OTHER EXEMPTIONS	NET VALUATION
TIF1	SEABOARD TIF	0	0	0	0	0	0	0
TIF2	SEABOARD TIF2	11,825,678	7,651,317	0	19,476,995	0	0	19,476,995
TIF-DISTRICT TOTAL VALUATION		11,825,678	7,651,317	0	19,476,995	0	0	19,476,995



I, JUDYTH CAMPBELL, Assessor of TEXAS County Oklahoma, do hereby certify that the foregoing is a true and correct statement of valuations for Real Estate, Personal Property, Public Service and Homestead Exemptions as certified by the State Board of Equalization and shown by the records in the County Assessor's office. Subscribed by my name and affixed the seal of the County Assessors office on this day of 07/25/2022.

State of Oklahoma)
) SS
 TEXAS County)

Judyth Campbell

I, County Clerk of TEXAS County Oklahoma, do hereby certify that the above is a true, correct and complete list of the valuations of TEXAS County Oklahoma as certified by the TEXAS County Assessor's office.

Excise Board: *SE Seff* County Clerk *Wendy Johnson* Seal
Kim Humbert Gary Dawson TEXAS County
 Date *8/1/22*

Real	Count	Value
Agricultural	39	669,230
Commercial	691	27,299,367
Residential	3,588	40,591,487
Total Real Value	4,318	68,560,084
Homestead	1,472	1,503,500
Veteran	8	124,537
Other	0	0
Total Exempt	1,512	1,628,037

TIF Increment Value

Net Assessed 66,932,047

Net Assessed Under Protest

Senior Freeze	157	1,593,350
Capped Parcels	2,996	23,733,522

Personal	Count	Value
Agricultural	13	239,213
Commercial	545	22,654,600
Mobile Home	371	1,529,608
Total Personal	929	24,423,421
Total Exempt	5	290,741

TIF Increment Value

Net Assessed 24,132,680

Net Assessed Under Protest

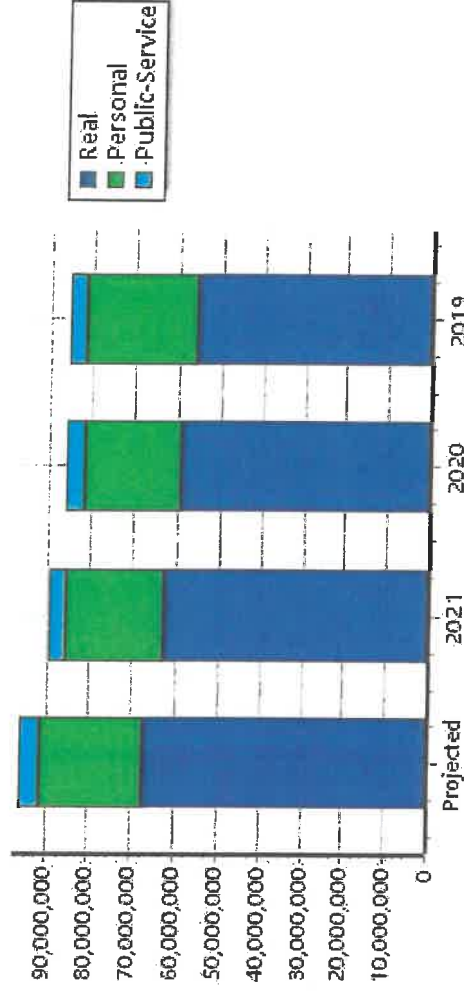
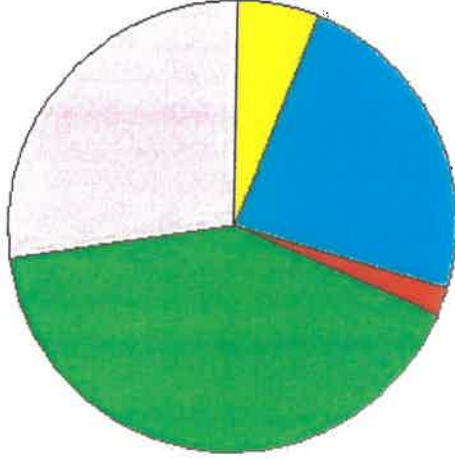
Public Service	Count	Value
Total PS Value	18	4,929,578

TIF Increment Value

Net Assessed 4,929,578

District Totals	Value
Total Gross Value	97,913,083
Homestead Loss	1,503,500
Other Exemption Loss	415,278
TIF Increment Value	
Retained TIF Value	
Net Assessed Value	95,994,305
Net Assessed Under Protest	

* Public Service Proteests Values are not included on this report.



Real	Count	Value
Agricultural	0	0
Commercial	5	38,827
Residential	44	175,397
Total Real Value	49	214,224
Homestead	9	9,000
Veteran	0	0
Other	0	0
Total Exempt	9	9,000

TIF Increment Value

Net Assessed 205,224

Net Assessed Under Protest

Senior Freeze	2	14,204
Capped Parcels	47	233,342

Personal	Count	Value
Agricultural	3	32,099
Commercial	2	33,211
Mobile Home	2	7,415
Total Personal	7	72,725
Total Exempt	0	0

TIF Increment Value

Net Assessed 72,725

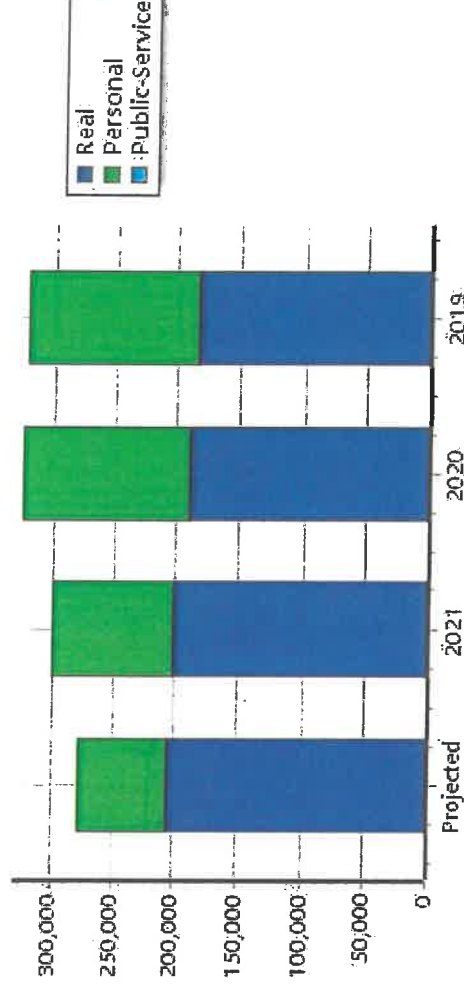
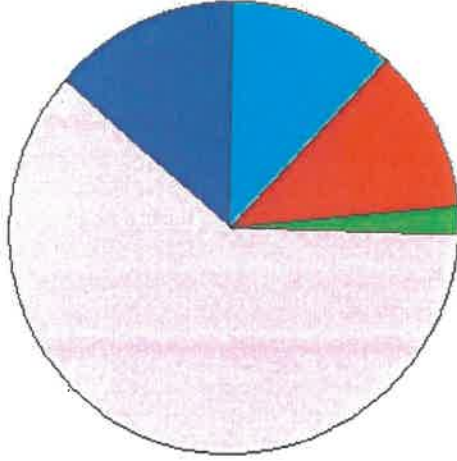
Net Assessed Under Protest

Public Service	Count	Value
Total PS Value	0	0
TIF Increment Value		
Net Assessed		0

District Totals	Value
Total Gross Value	286,949
Homestead Loss	9,000
Other Exemption Loss	0
TIF Increment Value	
Retained TIF Value	
Net Assessed Value	277,949

Net Assessed Under Protest

* Public Service Protections Values are not included on this report.



Real	Count	Value
Agricultural	0	0
Commercial	31	125,535
Residential	142	428,818
Total Real Value	173	554,353
Homestead	25	25,000
Veteran	2	16,994
Other	0	0
Total Exempt	27	41,994

TIF Increment Value

Net Assessed 512,359

Net Assessed Under Protest

Senior Freeze 1 10,361

Capped Parcels 164 801,268

Personal	Count	Value
Agricultural	1	47,367
Commercial	15	15,553
Mobile Home	11	36,103
Total Personal	27	99,023
Total Exempt	0	0

TIF Increment Value

Net Assessed 99,023

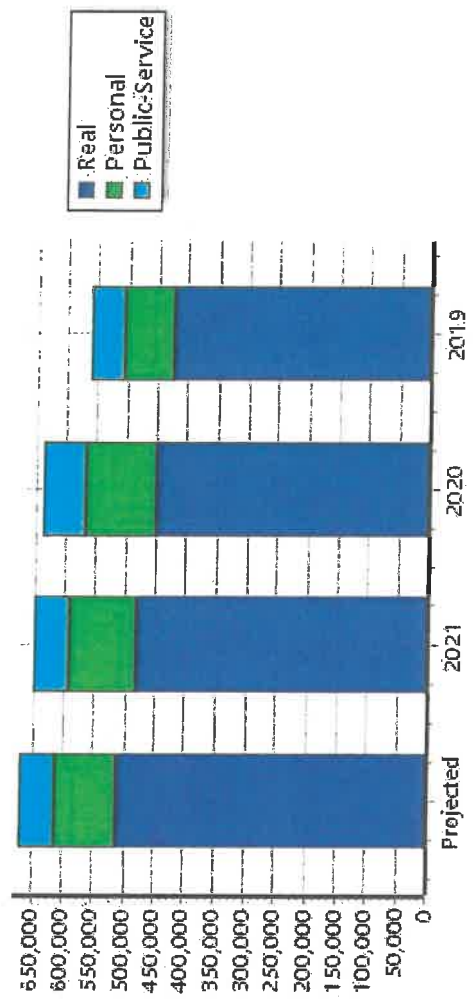
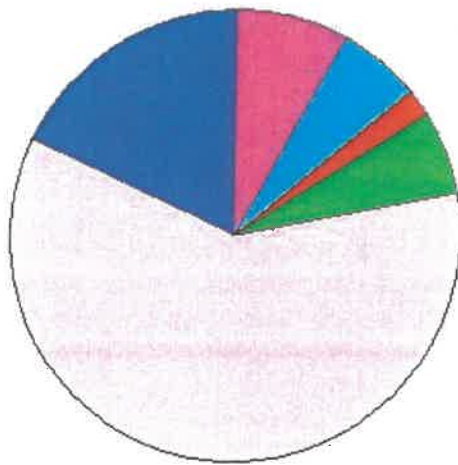
Net Assessed Under Protest

Public Service	Count	Value
Total PS Value	5	58,562
TIF Increment Value		
Net Assessed		58,562

District Totals	Value
Total Gross Value	711,938
Homestead Loss	25,000
Other Exemption Loss	16,994
TIF Increment Value	
Retained TIF Value	
Net Assessed Value	669,944

Net Assessed Under Protest

* Public Service Protections Values are not included on this report.



Real	Count	Value
Agricultural	1	142
Commercial	4	439,865
Residential	221	667,853
Total Real Value	226	1,107,860
Homestead	39	39,000
Veteran	1	7,344
Other	0	0
Total Exempt	40	46,344

TIF Increment Value

Net Assessed 1,061,516

Net Assessed Under Protest

Senior Freeze	1	7,954
Capped Parcels	206	675,474

Personal	Count	Value
Agricultural	1	2,148
Commercial	14	1,661,302
Mobile Home	49	215,161
Total Personal	64	1,878,611
Total Exempt	0	0

TIF Increment Value

Net Assessed 1,878,611

Net Assessed Under Protest

Public Service	Count	Value
Total PS Value	6	70,814

TIF Increment Value

Net Assessed 70,814

District Totals	Value
Total Gross Value	3,057,285
Homestead Loss	39,000
Other Exemption Loss	7,344

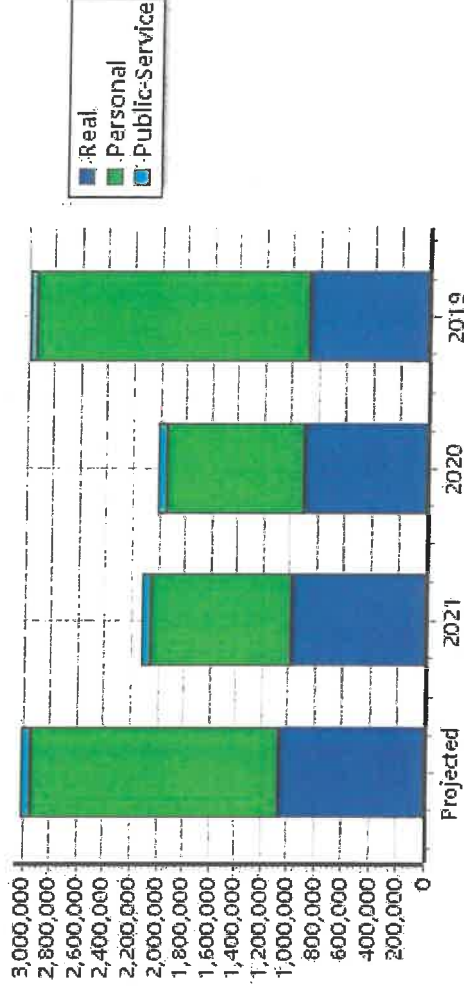
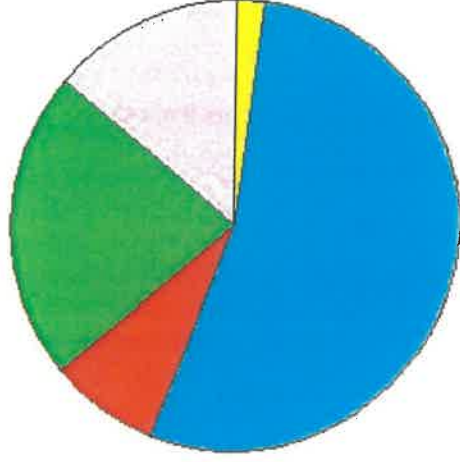
TIF Increment Value

Retained TIF Value

Net Assessed Value 3,010,941

Net Assessed Under Protest

* Public Service Protections Values are not included on this report.



Real	Count	Value
Agricultural	2	28,642
Commercial	38	459,533
Residential	594	2,314,190
Total Real Value	634	2,802,365
Homestead	102	106,000
Veteran	0	0
Other	0	0
Total Exempt	106	106,000

TIF Increment Value

Net Assessed 2,696,365

Net Assessed Under Protest

Senior Freeze	5	28,952
Capped Parcels	649	10,156,250

Personal	Count	Value
Agricultural	4	5,794
Commercial	41	232,095
Mobile Home	56	256,059
Total Personal	101	493,948
Total Exempt	0	0

TIF Increment Value

Net Assessed 493,948

Net Assessed Under Protest

Public Service	Count	Value
Total PS Value	8	465,826
TIF Increment Value		
Net Assessed		465,826

District Totals	Value
Total Gross Value	3,762,139
Homestead Loss	106,000
Other Exemption Loss	0

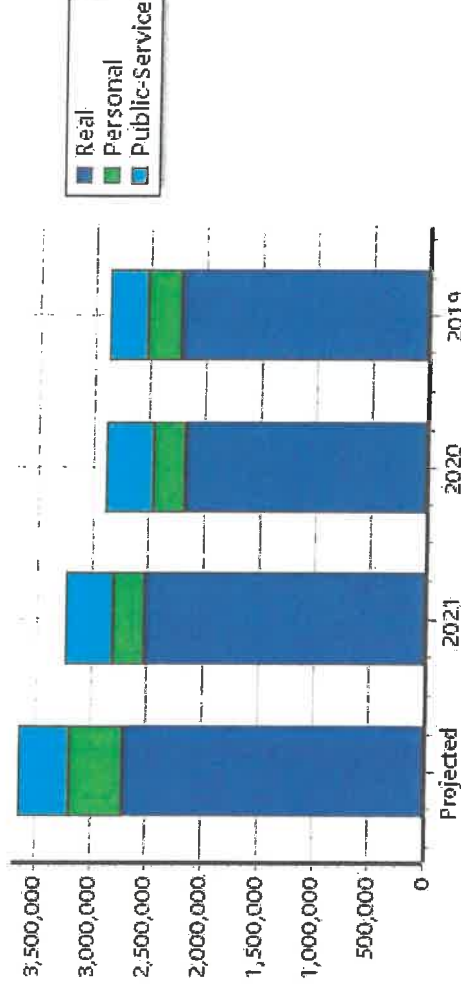

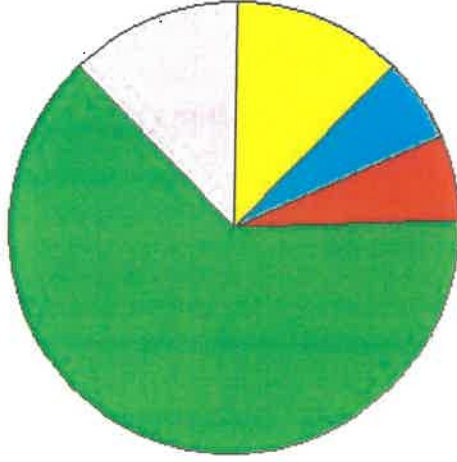
TIF Increment Value

Retained TIF Value

Net Assessed Value 3,656,139

Net Assessed Under Protest

* Public Service Protections Values are not included on this report.



Real	Count	Value
Agricultural	2	4,130
Commercial	108	878,600
Residential	794	6,818,597
Total Real Value	904	7,701,327
Homestead	312	322,000
Veteran	1	15,219
Other	0	0
Total Exempt	323	337,219

TIF Increment Value		
Net Assessed		7,364,108
Net Assessed Under Protest		
Senior Freeze	46	294,947
Capped Parcels	782	5,394,772

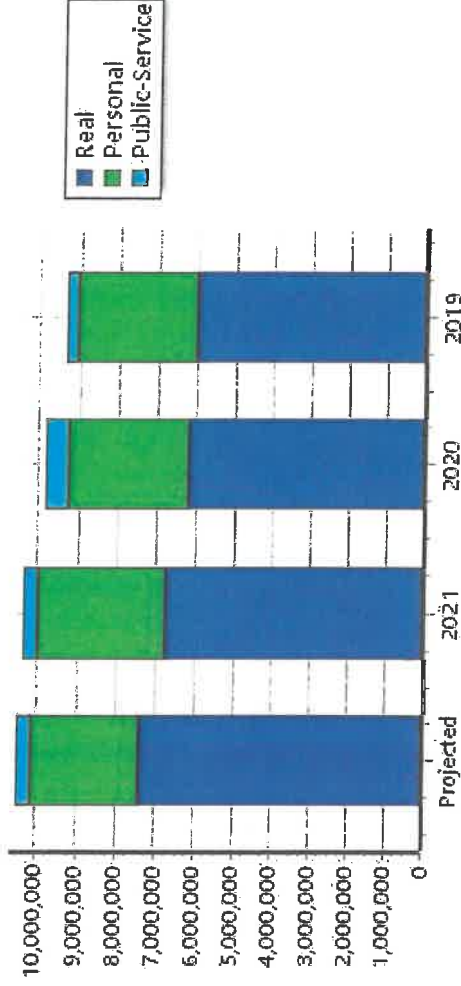

Personal	Count	Value
Agricultural	8	189,923
Commercial	96	2,521,394
Mobile Home	92	304,897
Total Personal	196	3,016,214
Total Exempt	2	285,556

TIF Increment Value		
Net Assessed		2,730,658
Net Assessed Under Protest		

Public Service	Count	Value
Total PS Value	8	386,666
TIF Increment Value		
Net Assessed		386,666

District Totals		
Total Gross Value		11,104,207
Homestead Loss		322,000
Other Exemption Loss		300,775
TIF Increment Value		
Retained TIF Value		
Net Assessed Value		10,481,432
Net Assessed Under Protest		

* Public Service Proteests Values are not included on this report.



Real	Count	Value
Agricultural	0	0
Commercial	76	499,101
Residential	531	3,212,767
Total Real Value	607	3,711,868
Homestead	157	161,100
Veteran	0	0
Other	0	0
Total Exempt	162	161,100

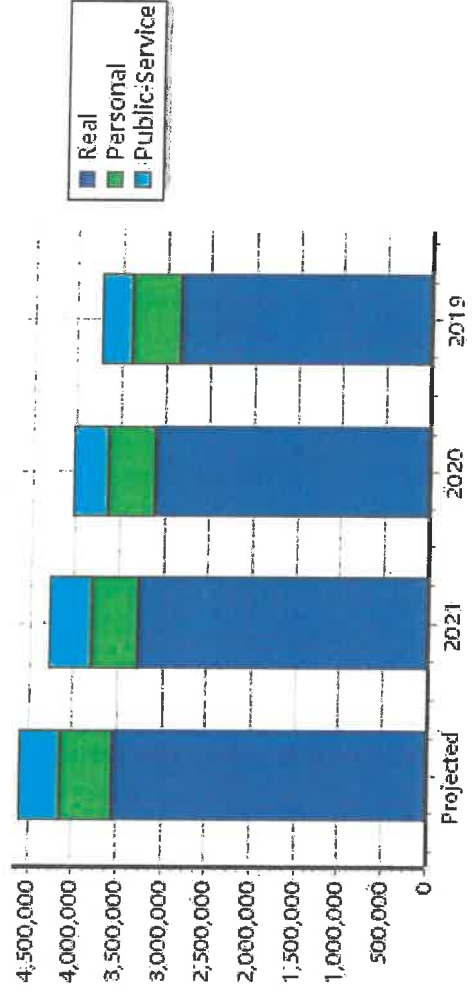
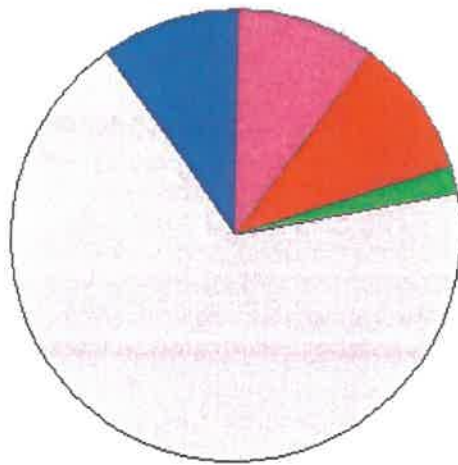
TIF Increment Value		
Net Assessed		3,550,768
Net Assessed Under Protest		
Senior Freeze	21	136,788
Capped Parcels	564	3,365,834

Personal	Count	Value
Agricultural	5	17,314
Commercial	50	444,980
Mobile Home	37	123,093
Total Personal	92	585,387
Total Exempt	0	0
TIF Increment Value		
Net Assessed		585,387
Net Assessed Under Protest		

Public Service	Count	Value
Total PS Value	8	461,658
TIF Increment Value		
Net Assessed		461,658

District Totals	Value
Total Gross Value	4,758,913
Homestead Loss	161,100
Other Exemption Loss	0
TIF Increment Value	
Retained TIF Value	
Net Assessed Value	4,597,813
Net Assessed Under Protest	

* Public Service Protefts Values are not included on this report.



Real	Count	Value
Agricultural	0	0
Commercial	10	128,631
Residential	365	1,885,814
Total Real Value	375	2,014,445
Homestead	91	93,000
Veteran	3	8,941
Other	0	0
Total Exempt	96	101,941

TIF Increment Value		1,912,504
Net Assessed		1,912,504
Net Assessed Under Protest		
Senior Freeze	17	80,925
Capped Parcels	337	1,381,962

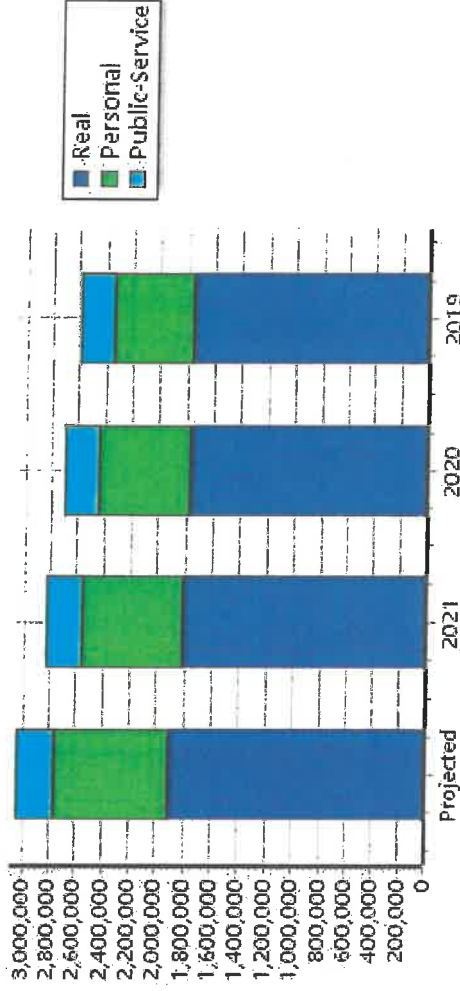
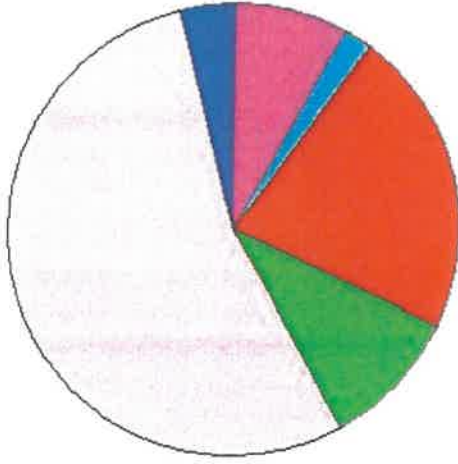
Personal	Count*	Value
Agricultural	3	45,888
Commercial	19	792,472
Mobile Home	96	324,610
Total Personal	118	1,162,970
Total Exempt	1	321,267

TIF Increment Value		841,703
Net Assessed		841,703
Net Assessed Under Protest		

Public Service	Count	Value
Total PS Value	6	296,510
TIF Increment Value		
Net Assessed		296,510

District Totals	Value
Total Gross Value	3,473,925
Homestead Loss	93,000
Other Exemption Loss	330,208
TIF Increment Value	
Retained TIF Value	
Net Assessed Value	3,050,717

Net Assessed Under Protest
 * Public Service Proteasts Values are not included on this report.



Real	Count	Value
Agricultural	7,996	50,588,004
Commercial	1,097	33,450,802
Residential	7,568	67,582,705
Total Real Value	16,661	151,621,511
Homestead	2,951	3,009,355
Veteran	17	196,071
Other	0	0
Total Exempt	3,031	3,205,426

TIF Increment Value

Net Assessed	148,416,085
Net Assessed Under Protest	0
Senior Freeze	2,641,435
Capped Parcels	89,821,946

Personal	Count	Value
Agricultural	760	12,932,637
Commercial	1,211	118,653,731
Mobile Home	995	3,929,629
Total Personal	2,966	135,515,997
Total Exempt	13	1,314,458

TIF Increment Value

Net Assessed	134,201,539
Net Assessed Under Protest	-18,570,581

Public Service	Count	Value
Total PS Value	183	37,807,167

TIF Increment Value

Net Assessed	37,807,167
---------------------	-------------------

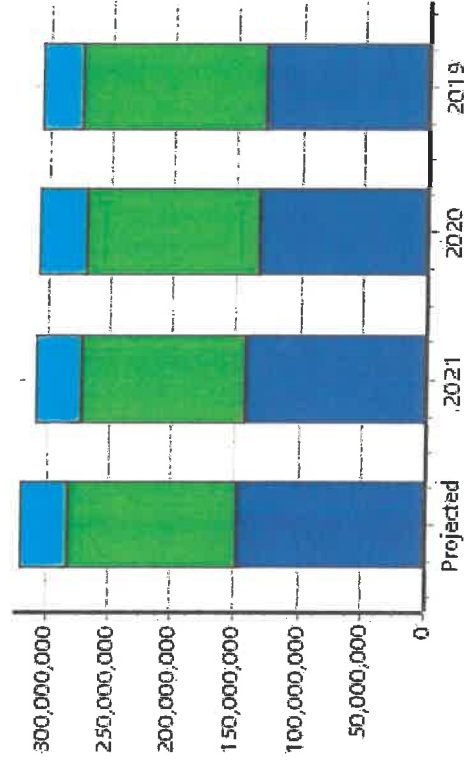
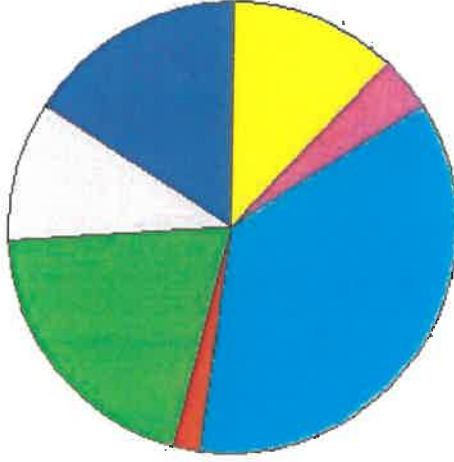
District Totals

Total Gross Value	324,944,675
Homestead Loss	3,009,355
Other Exemption Loss	1,510,529

TIF Increment Value

Retained TIF Value	320,424,791
Net Assessed Value	-18,570,581

Net Assessed Under Protest
 * Public Service Protections Values are not included on this report.



Real	Count	Value
Agricultural	1,286	7,086,466
Commercial	13	138,737
Residential	142	827,136
Total Real Value	1,441	8,052,339
Homestead	67	67,670
Veteran	1	7,780
Other	0	0
Total Exempt	70	75,450

TIF Increment Value

Net Assessed	7,976,889
Net Assessed Under Protest	0
Senior Freeze	28,041
Capped Parcels	2,436,393

Personal	Count	Value
Agricultural	98	1,557,063
Commercial	38	6,510,087
Mobile Home	18	46,630
Total Personal	154	8,113,780
Total Exempt	0	0

TIF Increment Value

Net Assessed	8,113,780
Net Assessed Under Protest	-800,382

Public Service	Count	Value
Total PS Value	11	1,067,379

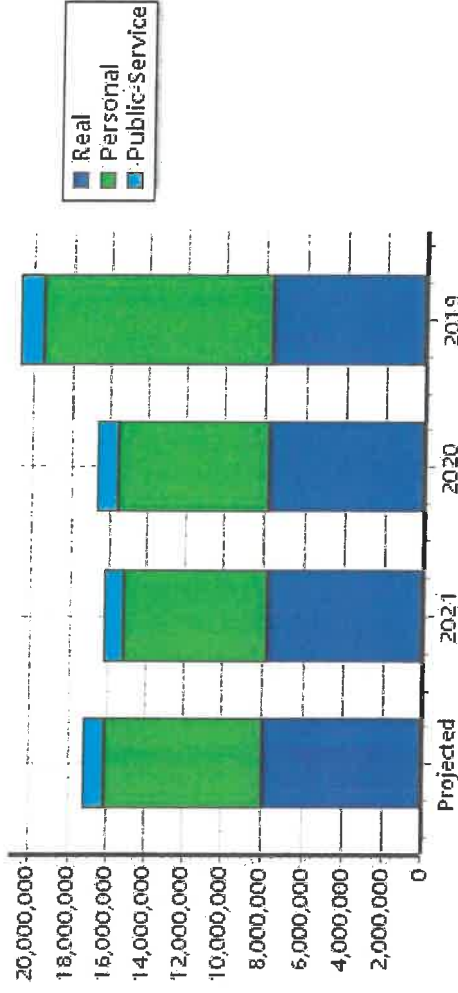

TIF Increment Value

Net Assessed	1,067,379
---------------------	------------------

District Totals

Total Gross Value	17,233,498
Homestead Loss	67,670
Other Exemption Loss	7,780
TIF Increment Value	
Retained TIF Value	
Net Assessed Value	17,158,048
Net Assessed Under Protest	-800,382

* Public Service Protections Values are not included on this report.



Real	Count	Value
Agricultural	1,455	14,375,515
Commercial	756	28,869,144
Residential	3,977	46,126,542
Total Real Value	6,188	89,371,201
Homestead	1,717	1,748,000
Veteran	8	124,537
Other	0	0
Total Exempt	1,757	1,872,537

TIF Increment Value		87,498,664
Net Assessed		0
Net Assessed Under Protest	0	0
Senior Freeze	168	1,669,794
Capped Parcels	3,599	54,716,949

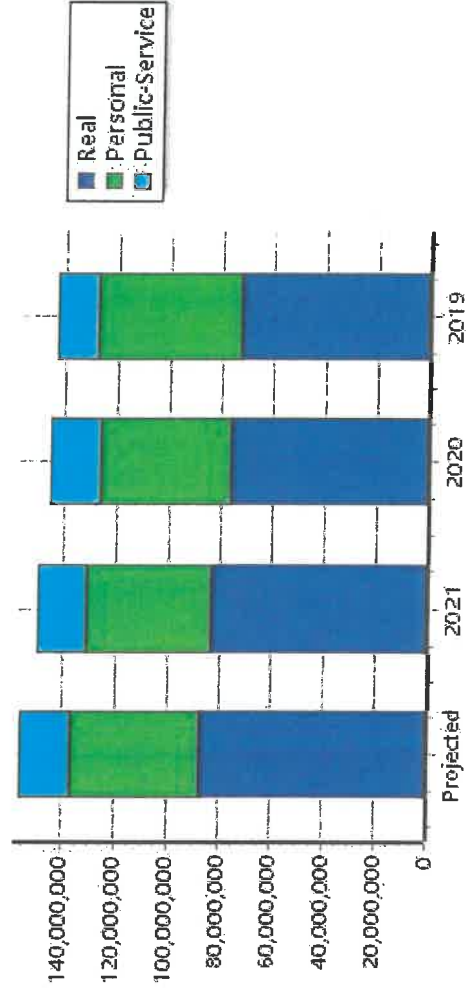
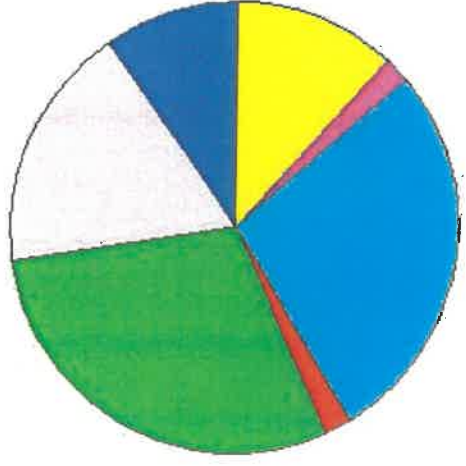
Personal	Count	Value
Agricultural	164	2,850,270
Commercial	691	43,968,291
Mobile Home	486	1,955,884
Total Personal	1,341	48,774,445
Total Exempt	8	296,715

TIF Increment Value		48,477,730
Net Assessed		-3,644,512
Net Assessed Under Protest	3	19,348,188

Public Service	35	19,348,188
Total PS Value		
TIF Increment Value		19,348,188
Net Assessed		19,348,188

District Totals	Count	Value
Total Gross Value		157,493,834
Homestead Loss		1,748,000
Other Exemption Loss		421,252
TIF Increment Value		155,324,582
Retained TIF Value		-3,644,512
Net Assessed Value		155,324,582
Net Assessed Under Protest		-3,644,512

* Public Service Protections Values are not included on this report.



Real	Count	Value
Agricultural	299	1,159,091
Commercial	9	569,489
Residential	245	965,468
Total Real Value	553	2,694,048
Homestead	56	56,000
Veteran	1	7,344
Other	0	0
Total Exempt	57	63,344

TIF Increment Value

Net Assessed		2,630,704
Net Assessed Under Protest	0	0
Senior Freeze	3	19,674
Capped Parcels	300	1,481,899

Personal	Count	Value
Agricultural	24	397,035
Commercial	35	5,354,669
Mobile Home	63	257,213
Total Personal	122	6,008,917
Total Exempt	0	0

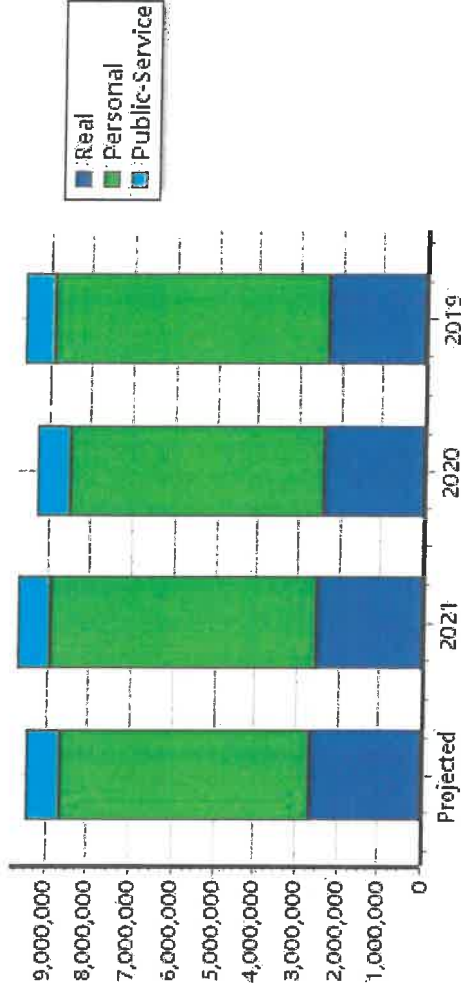

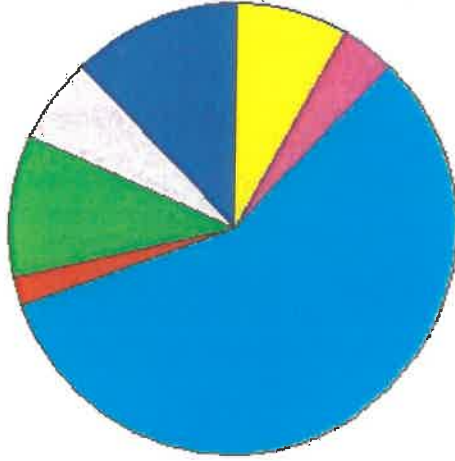
TIF Increment Value

Net Assessed		6,008,917
Net Assessed Under Protest	1	-41,462

Public Service	Count	Value
Total PS Value	17	772,512
TIF Increment Value		772,512
Net Assessed		772,512

District Totals	Value
Total Gross Value	9,475,477
Homestead Loss	56,000
Other Exemption Loss	7,344
TIF Increment Value	
Retained TIF Value	
Net Assessed Value	9,412,133
Net Assessed Under Protest	-41,462

* Public Service Proteests Values are not included on this report.



Real	Count	Value
Agricultural	33	124,139
Commercial	0	0
Residential	0	0
Total Real Value	33	124,139
Homestead	0	0
Veteran	0	0
Other	0	0
Total Exempt	0	0

TIF Increment Value		
Net Assessed		124,139
Net Assessed Under Protest	0	0
Senior Freeze	0	0
Capped Parcels	9	17,420

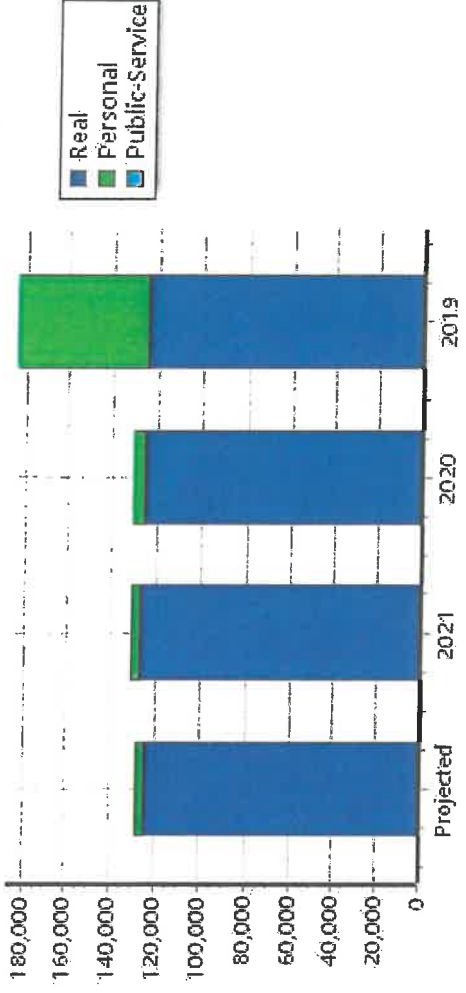
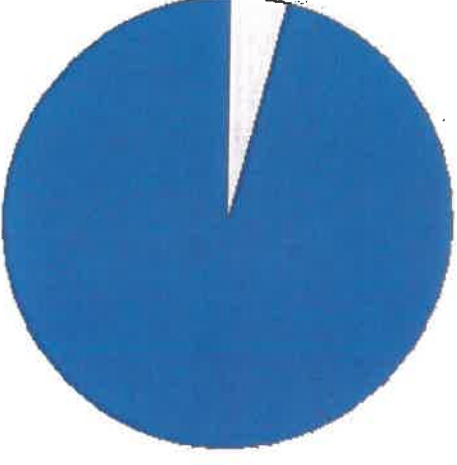
Personal	Count	Value
Agricultural	0	0
Commercial	1	4,592
Mobile Home	0	0
Total Personal	1	4,592
Total Exempt	0	0

TIF Increment Value		
Net Assessed		4,592
Net Assessed Under Protest	1	-3,546

Public Service	Count	Value
Total PS Value	0	0
TIF Increment Value		
Net Assessed		0

District Totals		
Total Gross Value		128,731
Homestead Loss		0
Other Exemption Loss		0
TIF Increment Value		
Retained TIF Value		
Net Assessed Value		128,731
Net Assessed Under Protest		-3,546

* Public Service Protections Values are not included on this report.



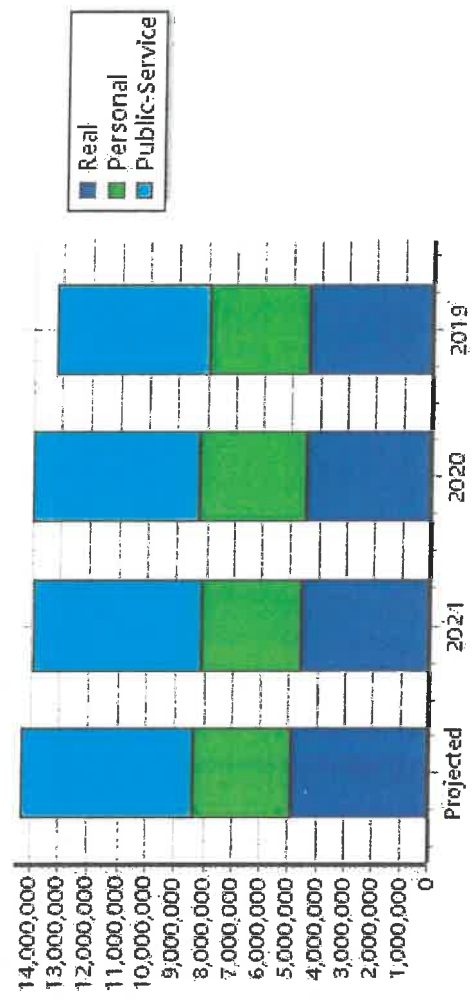
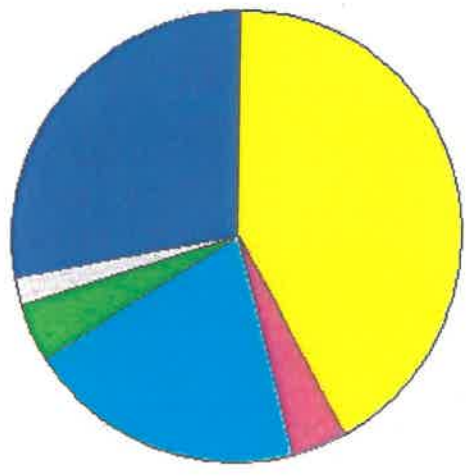
Real	Count	Value
Agricultural	844	3,982,629
Commercial	35	313,196
Residential	289	684,052
Total Real Value	1,168	4,979,877
Homestead	70	70,000
Veteran	2	16,994
Other	0	0
Total Exempt	72	86,994

TIF Increment Value		
Net Assessed		4,892,883
Net Assessed Under Protest	0	0
Senior Freeze	3	22,596
Capped Parcels	610	2,263,171

Personal	Count	Value
Agricultural	59	437,060
Commercial	36	2,921,945
Mobile Home	19	84,330
Total Personal	114	3,443,335
Total Exempt	0	0

TIF Increment Value		
Net Assessed		3,443,335
Net Assessed Under Protest	1	-1,135,467

Public Service	Count	Value
Total PS Value	17	5,967,096
TIF Increment Value		
Net Assessed		5,967,096



District Totals	Value
Total Gross Value	14,390,308
Homestead Loss	70,000
Other Exemption Loss	16,994

TIF Increment Value	
Retained TIF Value	
Net Assessed Value	14,303,314
Net Assessed Under Protest	-1,135,467

* Public Service Protests Values are not included on this report.

Real	Count	Value
Agricultural	1,402	7,140,021
Commercial	121	1,523,313
Residential	1,031	8,483,980
Total Real Value	2,554	17,147,314
Homestead	445	457,329
Veteran	2	30,475
Other	0	0
Total Exempt	460	487,804

TIF Increment Value

Net Assessed	16,659,510
Net Assessed Under Protest	0
Senior Freeze	60
Capped Parcels	1,207

Personal	Count	Value
Agricultural	127	3,357,225
Commercial	173	15,464,743
Mobile Home	134	494,595
Total Personal	434	19,316,563
Total Exempt	3	694,476

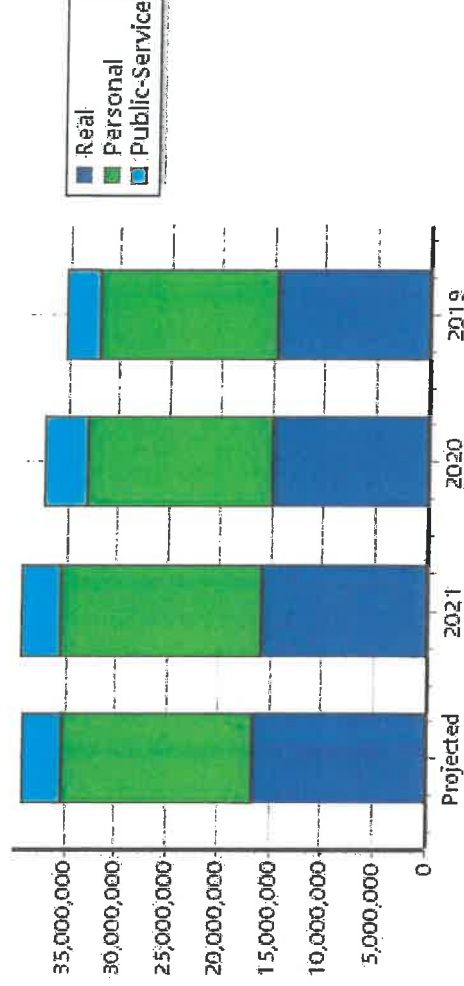

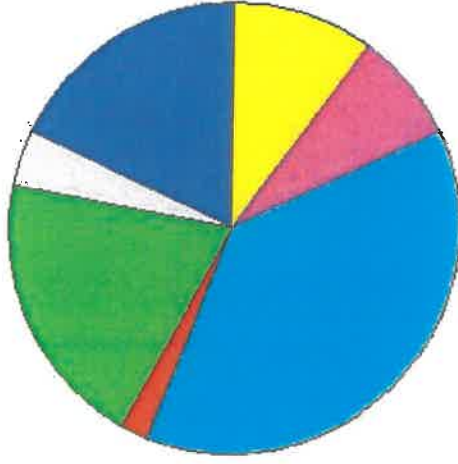
TIF Increment Value

Net Assessed	18,622,087
Net Assessed Under Protest	-1,678,889

Public Service	Count	Value
Total PS Value	28	3,970,590
TIF Increment Value		
Net Assessed		3,970,590

District Totals	
Total Gross Value	40,434,467
Homestead Loss	457,329
Other Exemption Loss	724,951
TIF Increment Value	
Retained TIF Value	
Net Assessed Value	39,252,187
Net Assessed Under Protest	-1,678,889

* Public Service Protections Values are not included on this report.



Real	Count	Value
Agricultural	322	1,568,043
Commercial	14	132,263
Residential	448	2,726,924
Total Real Value	784	4,427,230
Homestead	153	156,923
Veteran	3	8,941
Other	0	0
Total Exempt	160	165,864

TIF Increment Value

Net Assessed	4,261,366
Net Assessed Under Protest	0
Senior Freeze	129,851
Capped Parcels	1,954,486

Personal	Count	Value
Agricultural	44	710,119
Commercial	34	5,336,508
Mobile Home	118	411,328
Total Personal	196	6,457,955
Total Exempt	1	321,267

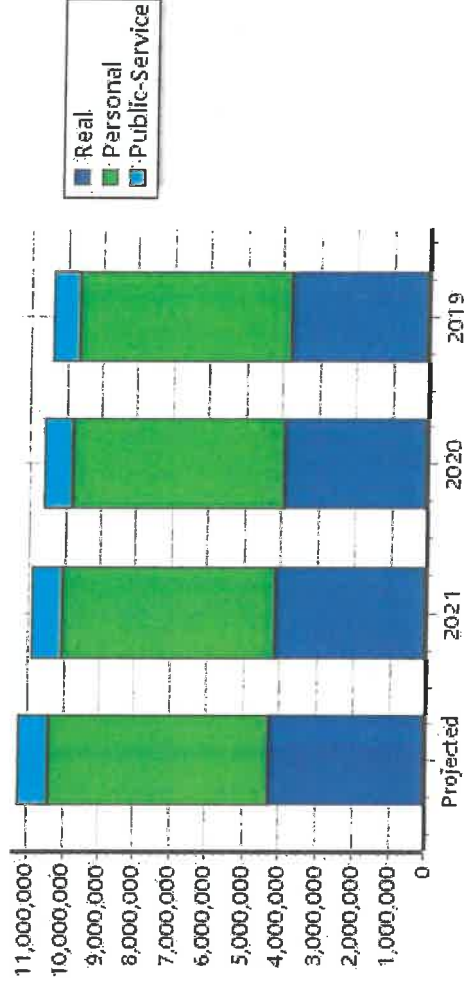
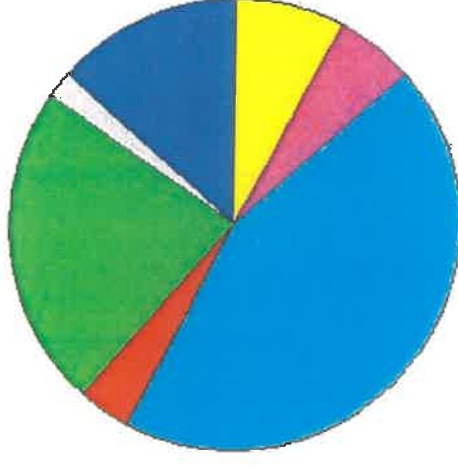
TIF Increment Value

Net Assessed	6,136,688
Net Assessed Under Protest	-76,348

Public Service	Count	Value
Total PS Value	15	868,785
TIF Increment Value		
Net Assessed		868,785

District Totals	Value
Total Gross Value	11,753,970
Homestead Loss	156,923
Other Exemption Loss	330,208
TIF Increment Value	
Retained TIF Value	
Net Assessed Value	11,266,839
Net Assessed Under Protest	-76,348

* Public Service Protests Values are not included on this report.



Real	Count	Value
Agricultural	575	3,874,098
Commercial	42	466,037
Residential	622	2,610,311
Total Real Value	1,239	6,950,446
Homestead	149	152,333
Veteran	0	0
Other	0	0
Total Exempt	153	152,333

TIF Increment Value

Net Assessed	6,798,113
Net Assessed Under Protest	0
Senior Freeze	53,836
Capped Parcels	11,231,831

Personal	Count	Value
Agricultural	58	604,242
Commercial	78	22,236,243
Mobile Home	90	401,392
Total Personal	226	23,241,877
Total Exempt	0	0

TIF Increment Value

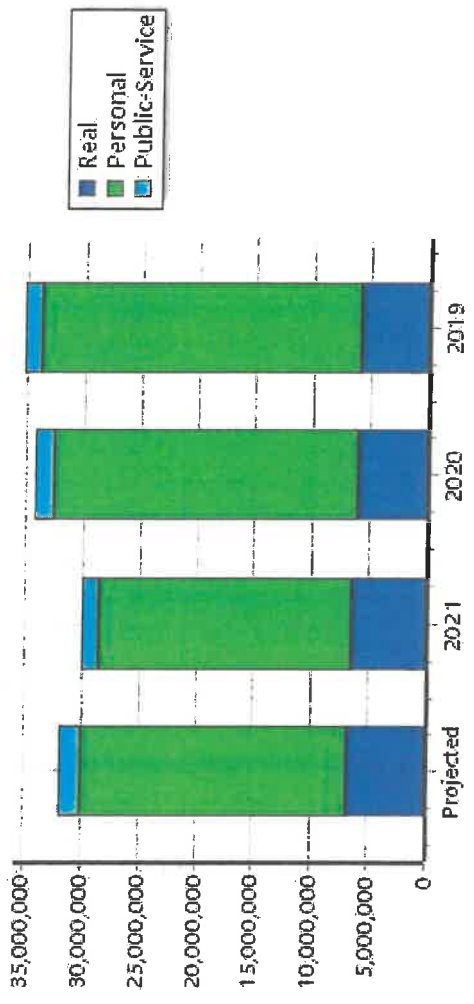
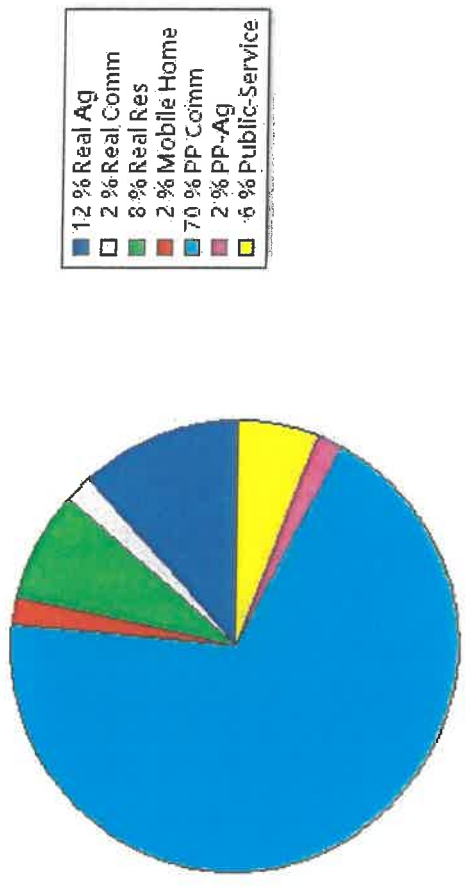
Net Assessed	23,241,877
Net Assessed Under Protest	-6,382,396

Public Service	Count	Value
Total PS Value	19	1,866,662
TIF Increment Value		
Net Assessed		1,866,662

District Totals

Total Gross Value	32,058,985
Homestead Loss	152,333
Other Exemption Loss	0
TIF Increment Value	
Retained TIF Value	
Net Assessed Value	31,906,652
Net Assessed Under Protest	-6,382,396

* Public Service Proteasts Values are not included on this report.



Real	Count	Value
Agricultural	786	5,378,360
Commercial	87	666,326
Residential	655	4,033,926
Total Real Value	1,528	10,078,612
Homestead	210	215,100
Veteran	0	0
Other	0	0
Total Exempt	216	215,100

TIF Increment Value

Net Assessed	9,863,512
Net Assessed Under Protest	0
Senior Freeze	175,643
Capped Parcels	4,655,581

Personal	Count	Value
Agricultural	71	996,392
Commercial	85	7,271,272
Mobile Home	46	176,925
Total Personal	202	8,444,589
Total Exempt	0	0

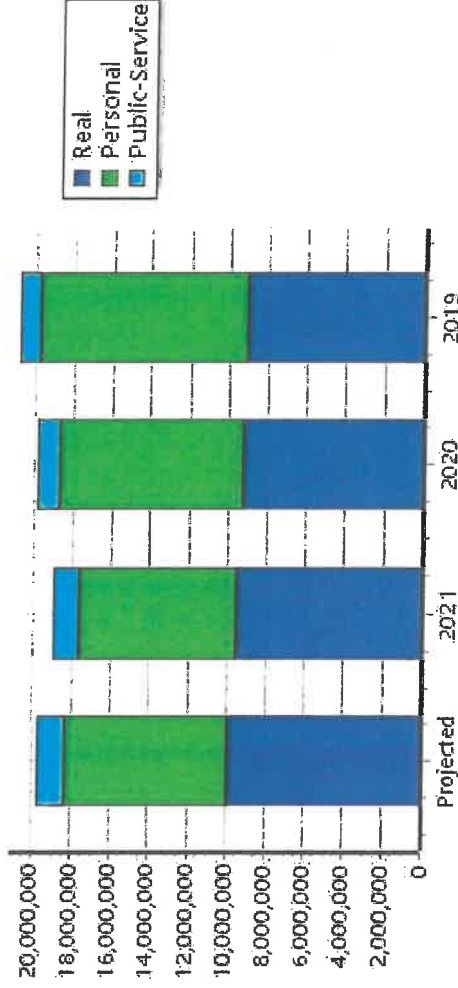
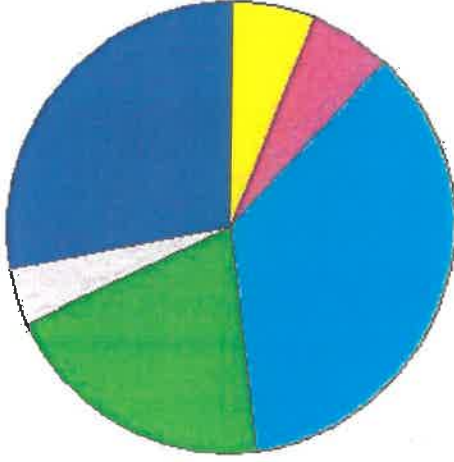
TIF Increment Value

Net Assessed	8,444,589
Net Assessed Under Protest	-1,854,492

Public-Service	Count	Value
Total PS Value	18	1,385,995
TIF Increment Value		
Net Assessed		1,385,995

District Totals	
Total Gross Value	19,909,196
Homestead Loss	215,100
Other Exemption Loss	0
TIF Increment Value	
Retained TIF Value	
Net Assessed Value	19,694,096
Net Assessed Under Protest	-1,854,492

* Public Service Protections Values are not included on this report.



Real	Count	Value
Agricultural	598	3,362,227
Commercial	9	550,433
Residential	76	539,983
Total Real Value	683	4,452,643
Homestead	41	41,000
Veteran	0	0
Other	0	0
Total Exempt	41	41,000

TIF Increment Value

Net Assessed		4,411,643
Net Assessed Under Protest	0	0
Senior Freeze	0	0
Capped Parcels	157	894,615

Personal	Count	Value
Agricultural	78	1,586,015
Commercial	22	6,785,342
Mobile Home	11	63,754
Total Personal	111	8,435,111
Total Exempt	0	0

TIF Increment Value

Net Assessed		8,435,111
Net Assessed Under Protest	1	-1,571,540

Public Service	Count	Value
Total PS Value	9	1,504,117
TIF Increment Value		
Net Assessed		1,504,117

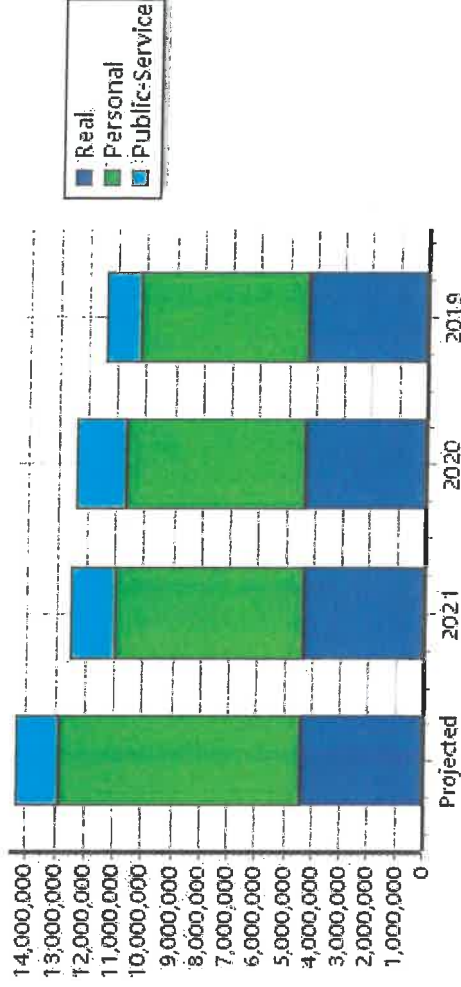
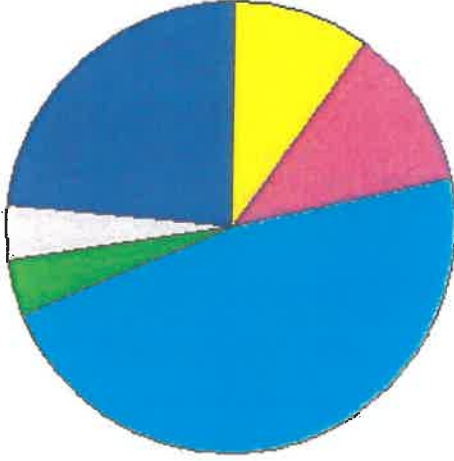
District Totals

Total Gross Value	14,391,871
Homestead Loss	41,000
Other Exemption Loss	0

TIF Increment Value

Retained TIF Value	
Net Assessed Value	14,350,871
Net Assessed Under Protest	-1,571,540

* Public Service Protests Values are not included on this report.



Real	Count	Value
Agricultural	396	2,537,415
Commercial	11	221,864
Residential	83	584,383
Total Real Value	490	3,343,662
Homestead	43	45,000
Veteran	0	0
Other	0	0
Total Exempt	45	45,000

TIF Increment Value

Net Assessed		3,298,662
Net Assessed Under Protest	0	0
Senior Freeze	7	48,629
Capped Parcels	174	1,272,808

Personal	Count	Value
Agricultural	37	437,216
Commercial	18	2,800,039
Mobile Home	10	37,578
Total Personal	65	3,274,833
Total Exempt	1	2,000

TIF Increment Value

Net Assessed		3,272,833
Net Assessed Under Protest	1	-1,381,547

Public Service	Count	Value
Total PS Value	14	1,055,843

TIF Increment Value

Net Assessed		1,055,843
---------------------	--	------------------

District Totals

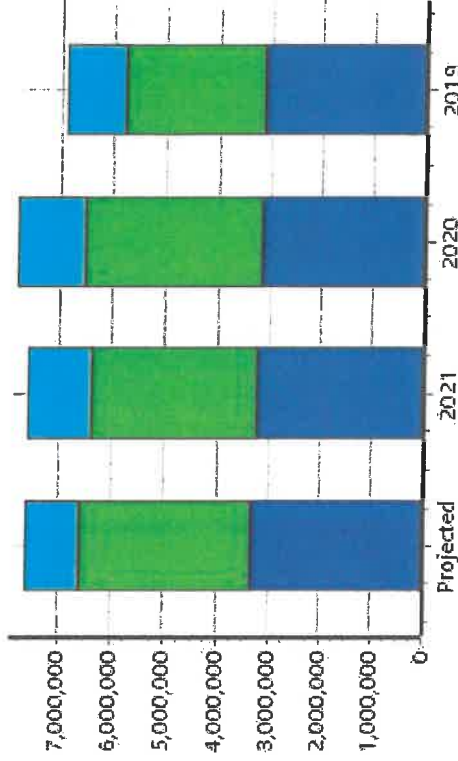
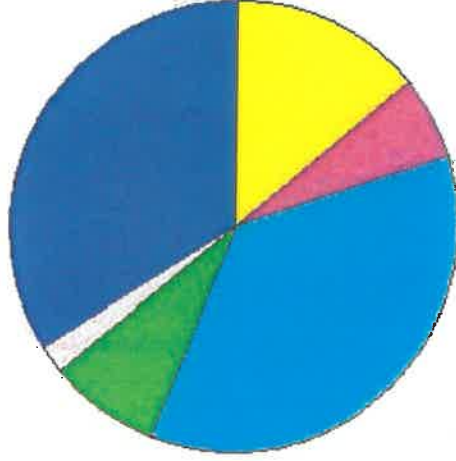
Total Gross Value	7,674,338
Homestead Loss	45,000
Other Exemption Loss	2,000

TIF Increment Value

Retained TIF Value		7,627,338
Net Assessed Value		-1,381,547

Net Assessed Under Protest

* Public Service Proteasts Values are not included on this report.



Real	Count	Value
Agricultural	0	0
Commercial	0	0
Residential	0	0
Total Real Value	0	0
Homestead	0	0
Veteran	0	0
Other	0	0
Total Exempt	0	0

TIF Base/Retained Value
Net Assessed 0
Net Assessed Under Protest

Senior Freeze 0 0
 Capped Parcels 0 0

Personal	Count	Value
Agricultural	0	0
Commercial	0	0
Mobile Home	0	0
Total Personal	0	0
Total Exempt	0	0

TIF Base/Retained Value
Net Assessed 0
Net Assessed Under Protest

Public Service	Count	Value
Total PS Value	0	0

TIF Base/Retained Value
Net Assessed 0

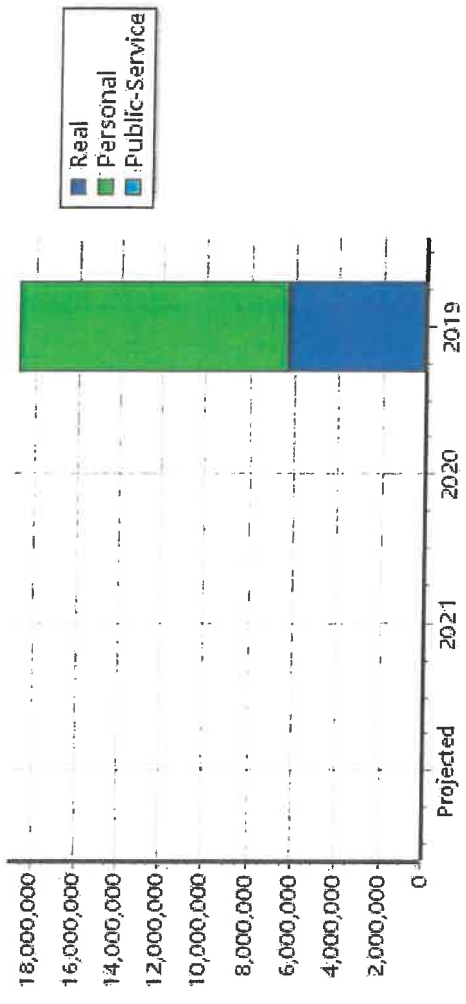
District Totals

Total Gross Value 0
 Homestead Loss 0
 Other Exemption Loss 0

TIF Base Value
Base Retained Value
Net Assessed Value 0

Net Assessed Under Protest 0

* Public Service Protests Values are not included on this report.



Real	Count	Value
Agricultural	0	0
Commercial	5	7,651,317
Residential	0	0
Total Real Value	5	7,651,317
Homestead	0	0
Veteran	0	0
Other	0	0
Total Exempt	0	0

TIF Base/Retained Value	7,651,317
Net Assessed	7,651,317
Net Assessed Under Protest	0
Senior Freeze	0
Capped Parcels	1
	306,343

Personal	Count	Value
Agricultural	0	0
Commercial	3	11,825,678
Mobile Home	0	0
Total Personal	3	11,825,678
Total Exempt	0	0

TIF Base/Retained Value	11,825,678
Net Assessed	11,825,678
Net Assessed Under Protest	0

Public Service	Count	Value
Total PS Value	0	0
TIF Base/Retained Value	0	0
Net Assessed	0	0

District Totals	
Total Gross Value	19,476,995
Homestead Loss	0
Other Exemption Loss	0
TIF Base Value	19,476,995
Base Retained Value	19,476,995
Net Assessed Value	19,476,995
Net Assessed Under Protest	0

* Public Service Proteasts Values are not included on this report.

